

MedOne Playlists

Playlist Overview

With playlists you can assemble your favorite content collections in MedOne. Use your playlist as your private collection of content that's important to you, or share your playlist with other MedOne users. To create a playlist, you will need to log-on with a MedOne username/password.

How to create a new playlist

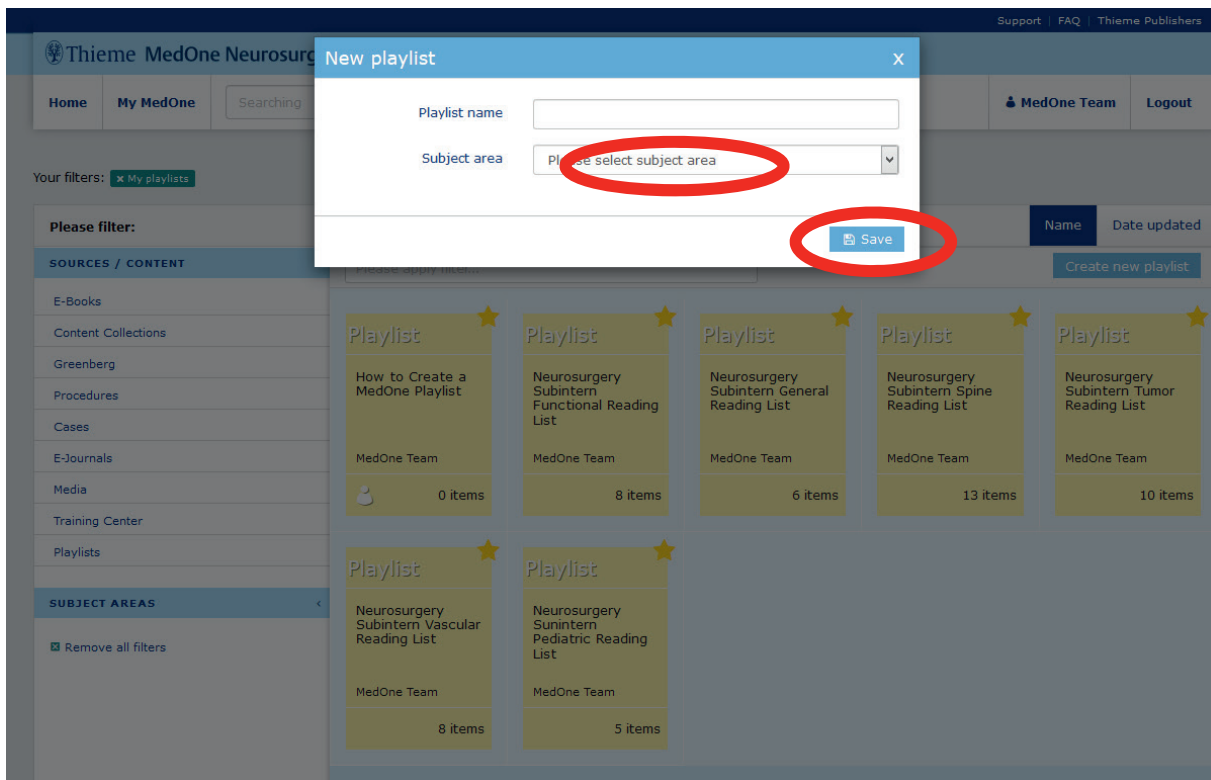
Go to the MedOne home page, and click the Playlists tab appearing under the Sources/Content section.

The screenshot shows the Thieme MedOne Education homepage. The top navigation bar includes 'Support | FAQ | Thieme Publishers'. Below it, the main navigation bar has 'Home', 'My MedOne', a search bar, and 'MedOne Team | Logout'. The left sidebar shows 'Your filters: E-Books' and a 'Please filter:' section with tabs for 'Sub-Topic', 'Title', 'Author / Editor', 'A - Z', and 'Publication date'. Under 'SOURCES / CONTENT', the 'E-Books' tab is selected, and the 'Playlists' sub-tab is highlighted with a red circle. The main content area displays a grid of book covers, including 'MedOne Quick Start Guide', 'A Guide to the Primary Care of Neurological Disorders', 'A Pocket Guide to the Ear', 'Advanced Concepts in Surgical Research', 'An Evidence-based Approach to Vitamins and Minerals', 'Anatomic Basis of Neurologic Diagnosis', 'Anatomy for Dental Medicine', 'Anatomy for Dental Medicine in Your Pocket', 'Anatomy An Essential Textbook', and 'Atlas of Anatomy'.

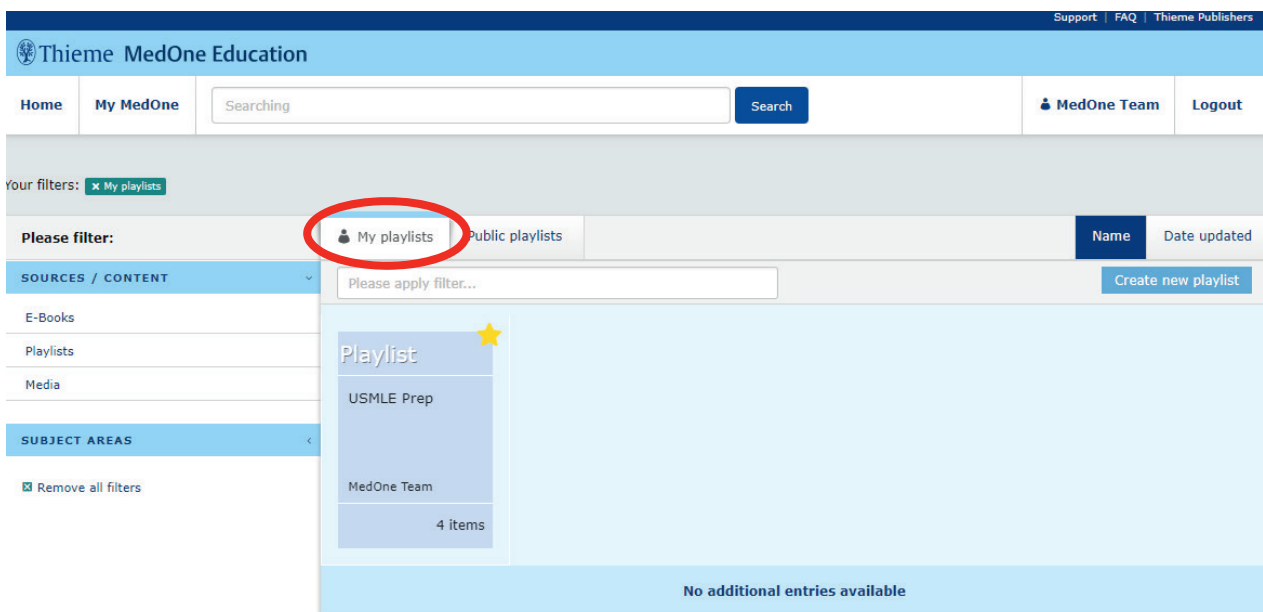
Click the create new playlist button.

The screenshot shows the Thieme MedOne Education homepage with the 'Public playlists' tab selected in the 'Please filter:' section. The 'SOURCES / CONTENT' section is expanded, showing 'E-Books', 'Playlists', and 'Media'. The 'Create new playlist' button is highlighted with a red circle in the bottom right corner of the 'SOURCES / CONTENT' section.

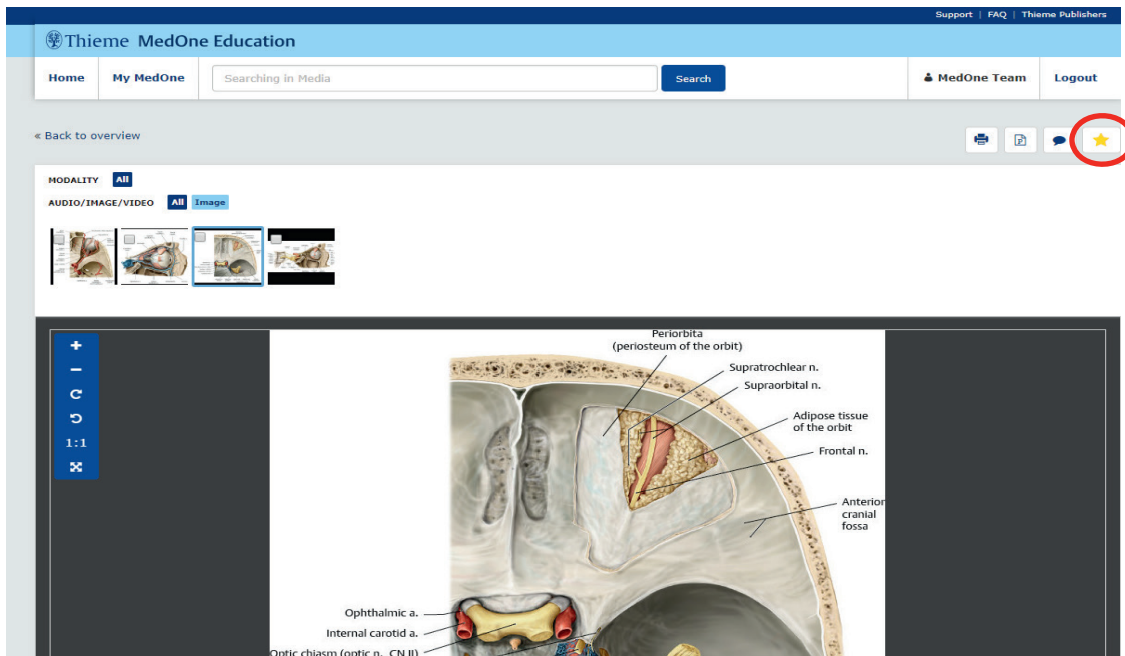
You'll need to name your playlist, select a subject area, and save your playlist.



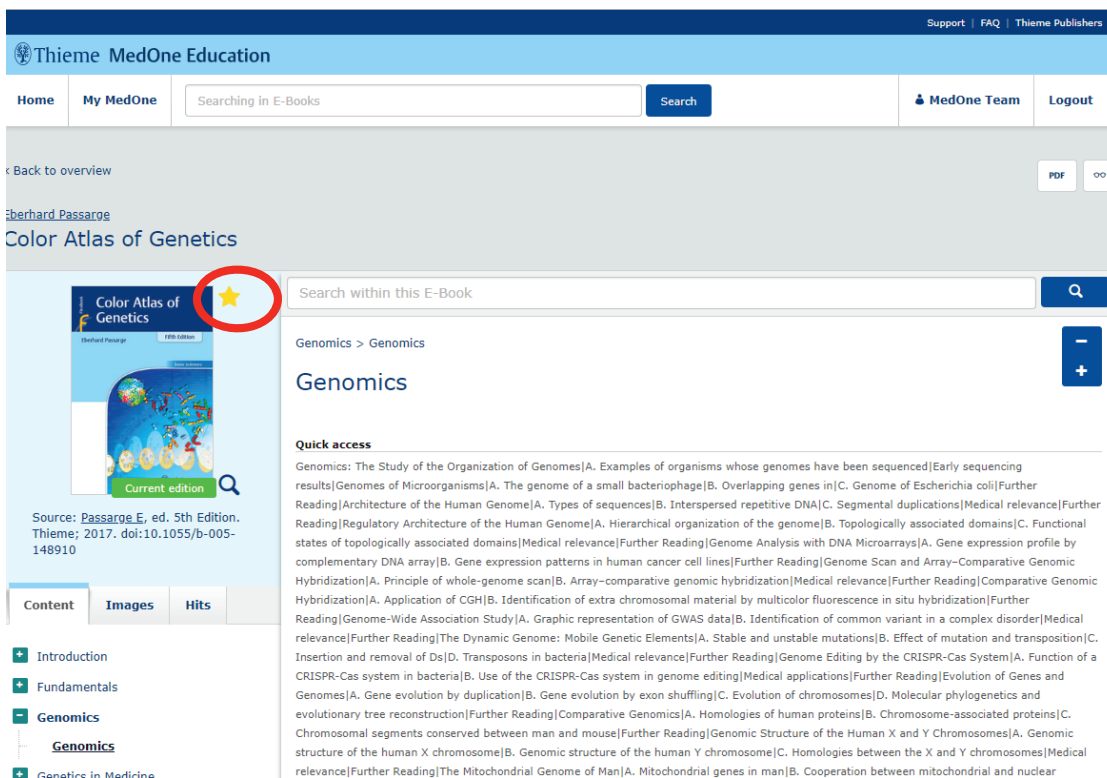
From the MedOne homepage, click the playlists tab, and then click my playlists tab, where you will see your saved playlist.



All MedOne Education content in your license package can be added to your playlist by clicking the yellow star.



You can add an entire book, or you can add selected chapters to your playlist, by clicking the yellow star.



When clicking the appropriate setting, you can make your playlist private, viewable only by you. Playlist can be shared with other MedOne users at your institution, or you can share your playlist with MedOne Education users at other institutions.

Playlist created by: MedOne Team

USMLE Prep Misc

Playlist

USMLE Prep

MedOne Team

4 items

PLAYLIST SETTINGS

Private

Share with everyone at my institution

Share with users at other institutions

Apply changes

MORE OPTIONS

+ Add URL

+ Upload logo

+ Add file

Free space available: 65.43 MB

Delete playlist

Add items to Playlist

You can add MedOne content in your license package to your playlist. Click on the star on the content page to add content to your Playlist.

You can also add external URLs via the "Add URL" button.

For additional instructions and tips on Playlist creation, please consult the "How to Create a Playlist" Playlist

Biology

Biology

Source: Das M, ed. Thieme Test Prep for the USMLE®: Medical Histology and Embryology Q&A. 1st Edition. Thieme; 2017.

Chapter 1 Cell Injury, Adaptations, and Death

Chapter 1 Cell Injury, Adaptations, and Death

Source: Kemp W, Brown T, ed. Thieme Test Prep for the USMLE®: Pathology Q&A. 1st Edition. Thieme; 2017.

Chapter 1 Cellular Physiology

Chapter 1 Cellular Physiology

Source: Waite G, Sheakley M, ed. Thieme Test Prep for the USMLE®: Medical Physiology Q&A. 1st Edition. Thieme; 2017.

Case 1 Acromegaly

Case 1 Acromegaly

Source: Babbini M, Bansal S, ed. Thieme Test Prep for the USMLE®: Learning Pharmacology through Clinical Cases. 1st Edition. Thieme; 2018.

No additional entries available

Content can be added from your personal files or from the internet, by clicking the appropriate option.

Playlist

USMLE Prep

MedOne Team

4 items

PLAYLIST SETTINGS

Private

Share with everyone at my institution

Share with users at other institutions

Apply changes

MORE OPTIONS

+ Add URL

+ Upload logo

+ Add file

Free space available: 65.43 MB

Delete playlist

Add items to Playlist

You can add MedOne content in your license package to your playlist. Click on the star on the content page to add content to your Playlist.

You can also add external URLs via the "Add URL" button.

For additional instructions and tips on Playlist creation, please consult the "How to Create a Playlist" Playlist

Biology

Biology

Source: Das M, ed. Thieme Test Prep for the USMLE®: Medical Histology and Embryology Q&A. 1st Edition. Thieme; 2017.

Chapter 1 Cell Injury, Adaptations, and Death

Chapter 1 Cell Injury, Adaptations, and Death

Source: Kemp W, Brown T, ed. Thieme Test Prep for the USMLE®: Pathology Q&A. 1st Edition. Thieme; 2017.

Chapter 1 Cellular Physiology

Chapter 1 Cellular Physiology

Source: Waite G, Sheakley M, ed. Thieme Test Prep for the USMLE®: Medical Physiology Q&A. 1st Edition. Thieme; 2017.

Case 1 Acromegaly

Case 1 Acromegaly

Source: Babbini M, Bansal S, ed. Thieme Test Prep for the USMLE®: Learning Pharmacology through Clinical Cases. 1st Edition. Thieme; 2018.

No additional entries available

Playlist can be deleted by clicking the delete playlist button, or you can delete selected content from your playlist.

The screenshot displays the 'Playlist' management interface. On the left, a sidebar shows the playlist name 'USMLE Prep' with a star icon and 'MedOne Team' as the creator. Below this, the 'PLAYLIST SETTINGS' section includes options for 'Private', 'Share with everyone at my institution', and 'Share with users at other institutions'. The 'MORE OPTIONS' section contains buttons for '+ Add URL', '+ Upload logo', '+ Add file', and a 'Delete playlist' button which is circled in red. The main content area features a search bar and an 'Add items to Playlist' section with instructions. Below this, a list of items is shown, including 'Biology', 'Chapter 1 Cell Injury, Adaptations, and Death', 'Chapter 1 Cellular Physiology', and 'Case 1 Acromegaly'. Each item has a trash icon to its right, and the 'Chapter 1 Cell Injury, Adaptations, and Death' item's trash icon is circled in red. At the bottom, a blue bar states 'No additional entries available'.